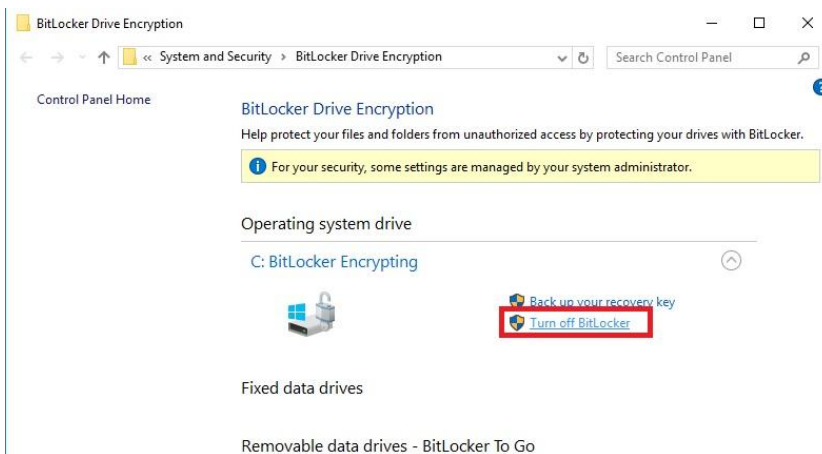


1. Q: If I have a TPM module on the motherboard and want to update the BIOS, what should I do?

A: If you have a TPM module on the motherboard and want to update BIOS, please follow the steps below to disable TPM function before flashing BIOS.

In OS:

1. Right-click the Menu button.
2. Left-click > Control Panel > System and Security > BitLocker Drive Encryption
3. Turn off BitLocker



In BIOS

1. BIOS setup > Advanced > Trusted Computing
2. Security Device Support to "Disable"



After flashing the BIOS, please enable the function.


2. Q: I want to add USB 2.0 front panel for DeskMini, how do I install the USB 2.0 front panel ?

A: If you would like to install the USB2.0 front panel on the Deskmini, please refer the following steps to install it.

Step 1. Before installing the USB2.0 front panel into the chassis.
Please refer the following picture to setup the USB2.0 front panel cable.




Step 2. Put the USB2.0 front panel into the chassis as following picture.



Step 3. Screw the USB2.0 front panel on the chassis as following pictures.



Step 4. Install the USB2.0 connector to USB2.0 header.



Step 5. Insert the motherboard into the chassis.

