



# 華擎科技 ASRock Inc.

Stock Code 3515



# Safe Harbor Statement

Except for historical information contained herein, the matters set forth in this presentation are forward looking statements that are subject to risks and uncertainties that could cause actual results to differ materially, including the impact of competitive products and pricing, timely design acceptance by our customers, timely introduction of new technologies, ability to ramp new products into volume, industry wide shifts in supply and demand for electronic products, industry overcapacity, availability of manufacturing capacity, financial stability in end markets, and other risks.



Company Profile

ASRock Product Line

Consolidated Financial Result

Business Highlight

Q&A





Established : 2002.May.

Capital : NT\$1,220million

Chairman : Tung, Hsu-Tien ; GM : Hsu, Lung-Lun

Core Business: MB, Server (ASRock Rack), IPC (ASRock Industrial), Mini PC, Graphics Card, Gaming Monitor

# Milestones



## Product Line

Mini PC  
Series



Motherboard  
Series



Graphics Card  
Series



Server/Workstation  
Series



Industrial PC  
Series



Gaming Monitor  
Series





## Profit & Loss

NT\$ million	2022 Q1-Q3	2023 Q1-Q3	YoY
Revenue	12,221	13,384	10%
COGS	(9,372)	(10,846)	16%
Gross Profit	2,849	2,538	-11%
Operating Expense	(1,904)	(1,959)	3%
Operating Income	945	578	-39%
Non-Operating Income (Loss)	398	168	-58%
PBT	1,343	746	-44%
Net Income	1,178	589	-50%
Net Income Attributable to Stockholders	1,043	592	-43%
<b>EPS (NT\$)</b>	<b>8.49</b>	<b>4.85</b>	<b>-43%</b>
Gross Margin (%)	23%	19%	
Operating Profit Margin (%)	8%	4%	
Net Profit Margin (%)	10%	4%	
ROE (%)	13%	7%	



# Balance Sheet

NT\$ million	2022/9/30		2023/9/30	
Current Assets				
Cash and Equivalents	2,079	14%	2,962	21%
AR	1,775	12%	2,297	16%
Inventory	9,307	64%	6,987	49%
Total Current Assets	13,825	95%	13,461	94%
Other Assets	738	5%	856	6%
<b>Total Assets</b>	<b>14,563</b>	<b>100%</b>	<b>14,317</b>	<b>100%</b>
Current Liabilities				
Short-Term Loans	984	7%		
AP	2,297	16%	3,198	22%
Total Current Liabilities	5,505	38%	5,497	38%
<b>Total Liabilities</b>	<b>5,630</b>	<b>39%</b>	<b>5,601</b>	<b>39%</b>
Capital	1,229	8%	1,220	9%
Retained Earnings	3,903	27%	3,560	25%
<b>Net Equity</b>	<b>8,932</b>	<b>61%</b>	<b>8,715</b>	<b>61%</b>
Total Liabilities and Net Equity	14,563		14,317	
<b>Book Value Per Share (NT\$)</b>	<b>67.33</b>		<b>65.72</b>	



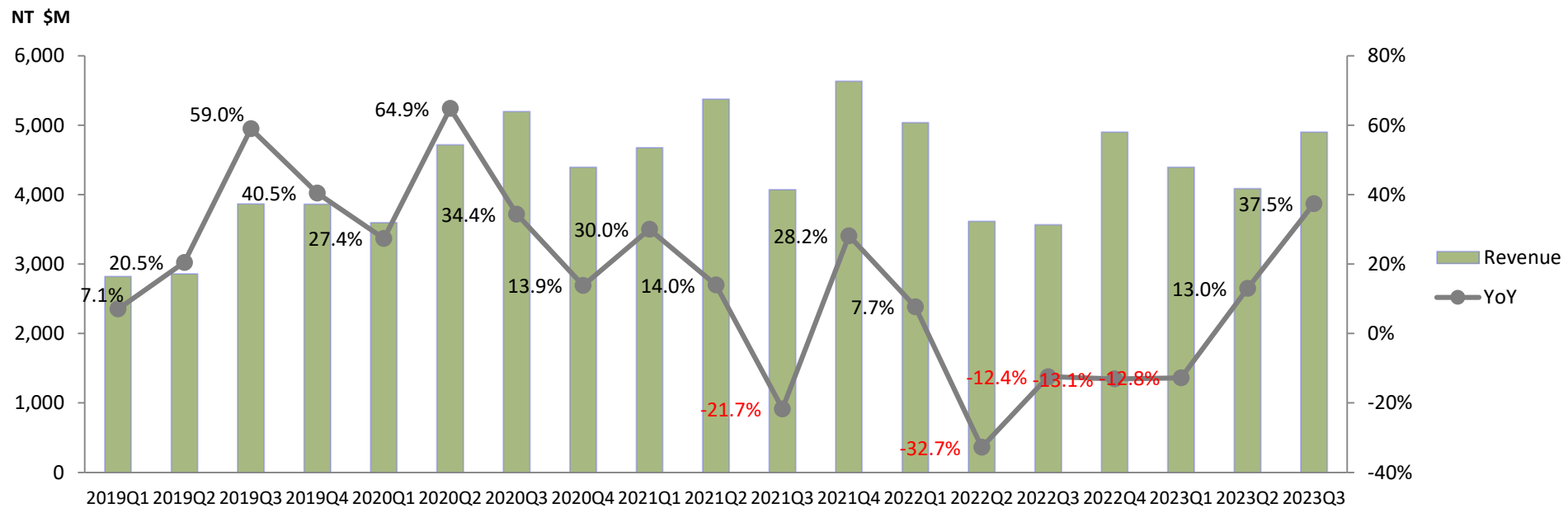
# Statement of Cash Flows

NT\$ million	2022 Q1-Q3	2023 Q1-Q3
Cash Flows from Operating Activities		
PBT	1,343	746
(Increase) Decrease in Accounts Receivable	209	(673)
(Increase) Decrease in Inventory	303	1,024
Increase (Decrease) in Accounts Payable	(2,160)	195
<b>Net Cash Provided (Used) by Operating Activities</b>	<b>(1,034)</b>	<b>1,277</b>
Cash Flows from Investing Activities		
(Acquisition) Disposal of Financial Assets at Amortized Cost	1,134	(462)
Interest received	17	77
<b>Net Cash Provided (Used) by Investing Activities</b>	<b>1,054</b>	<b>(444)</b>
Cash Flows from Financing Activities		
Increase (Decrease) in Short-Term Loans	984	(625)
Cash Dividends Paid	(1,611)	(1,081)
<b>Net Cash Provided (Used) by Financing Activities</b>	<b>(665)</b>	<b>(1,664)</b>
Effect of Exchange Rate Changes	510	204
<b>Net Increase (Decrease) in Cash</b>	<b>(135)</b>	<b>(626)</b>
Cash, Beginning of the Period	2,214	3,588
Cash, End of the Period	2,079	2,962



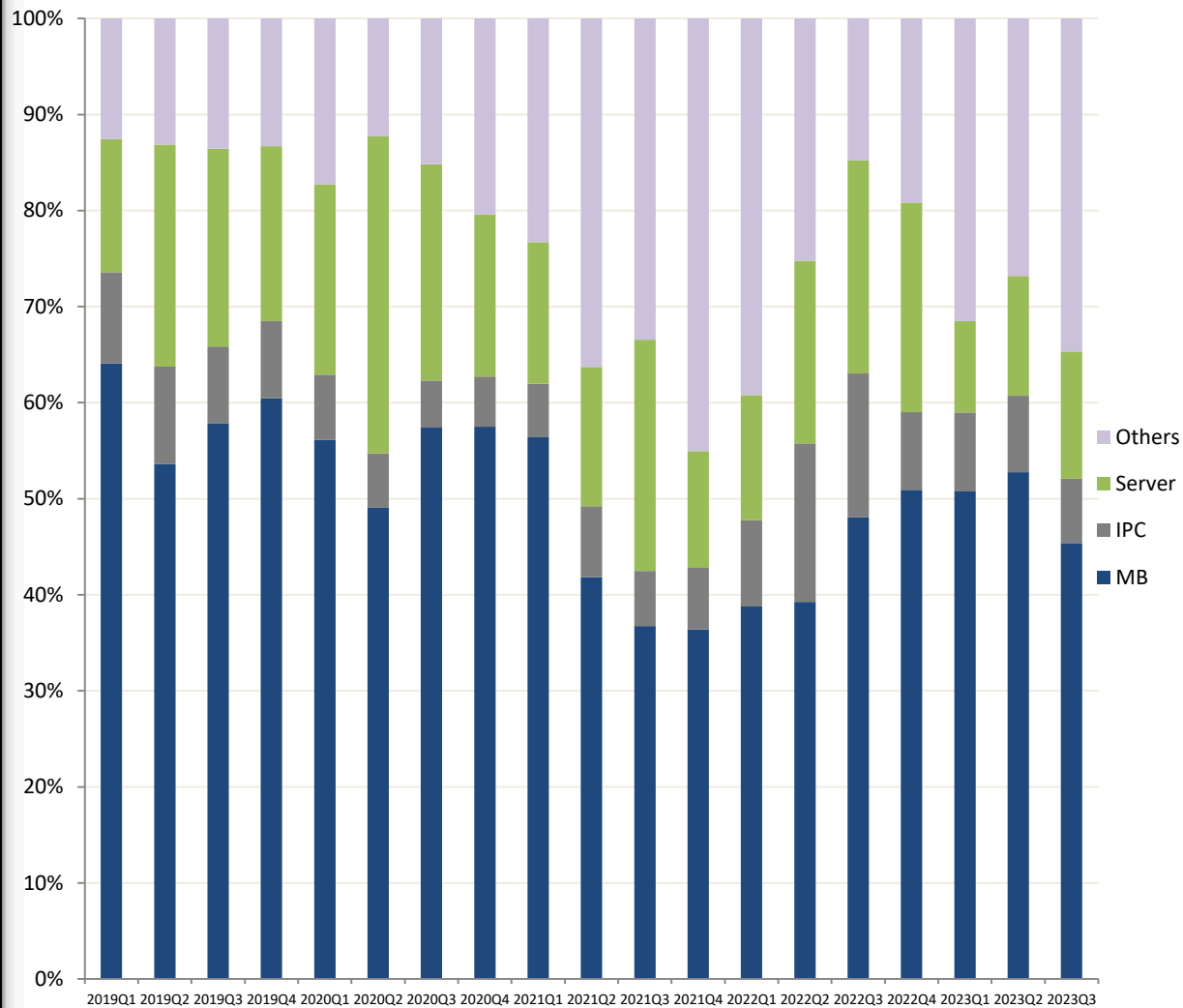


# Consolidated Revenue Trend



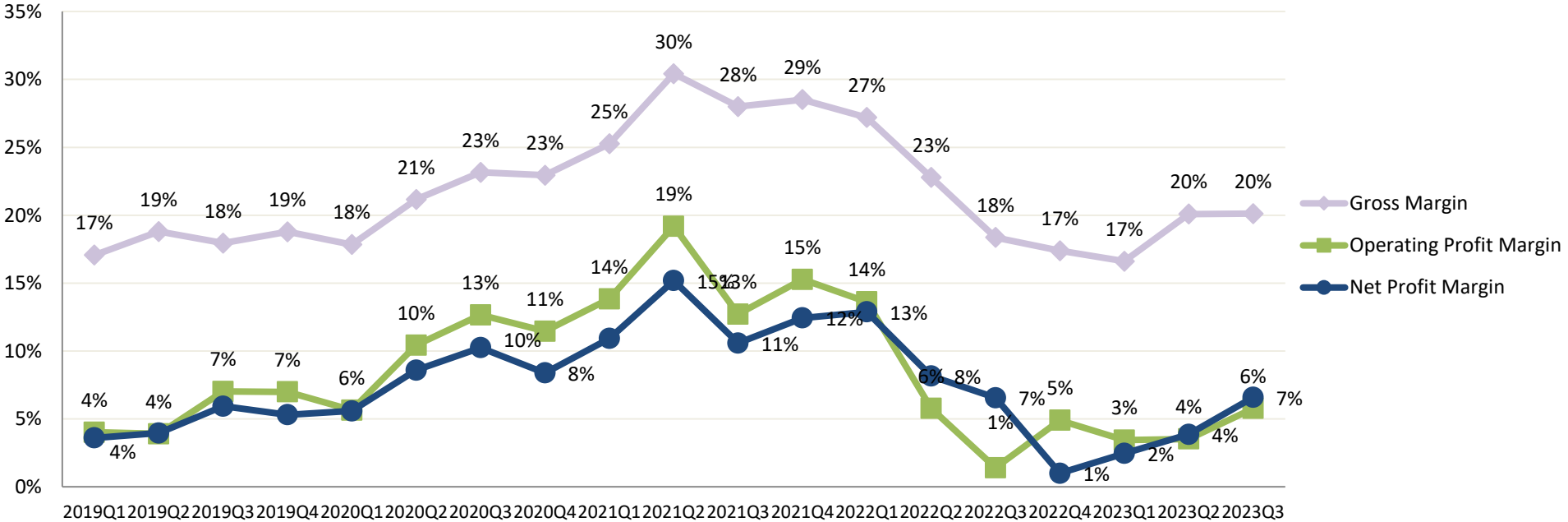


# Revenue Breakdowns by Products





# Margin Trend



The ASRock logo is positioned in the top-left corner of the image. It consists of the letters 'ASRock' in a bold, sans-serif font. The 'A' and 'S' are in a light green color, while 'R', 'o', 'c', and 'k' are in white. A small registered trademark symbol (®) is located at the top right of the 'k'.

ASRock®

The text 'Q & A' is centered in the left half of the image. It is rendered in a large, white, serif font. The background is a dark, high-angle photograph of a city skyline at dusk, with the Empire State Building prominently featured in the center. The sky is a mix of dark blues and oranges from the setting sun.

Q & A