

ASRock

華擎科技 ASRock Inc.

Keep leading

Stock Code 3515



Safe Harbor Statement

Except for historical information contained herein, the matters set forth in this presentation are forward looking statements that are subject to risks and uncertainties that could cause actual results to differ materially, including the impact of competitive products and pricing, timely design acceptance by our customers, timely introduction of new technologies, ability to ramp new products into volume, industry wide shifts in supply and demand for electronic products, industry overcapacity, availability of manufacturing capacity, financial stability in end markets, and other risks.



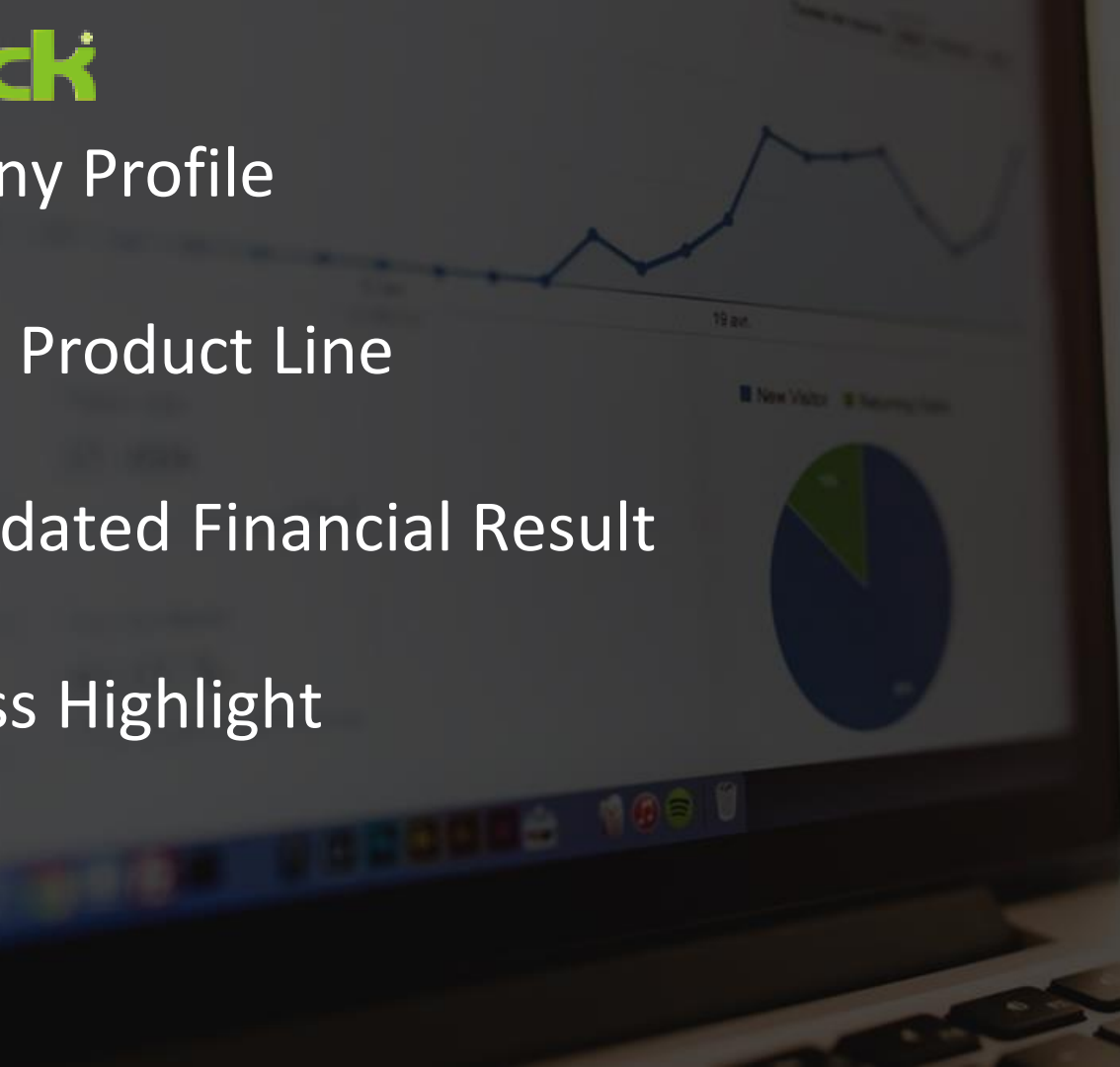
Company Profile

ASRock Product Line

Consolidated Financial Result

Business Highlight

Q&A





Established : 2002.May.

Capital : NT\$1,206million

Chairman : Tung, Hsu-Tien ; GM : Hsu, Lung-Lun

Core Business: MB, Server (ASRock Rack), IPC (ASRock Industrial), Mini PC, Graphics Card

Milestones

2002

Founded

2007

IPO

2013

ASRock Rack
Founded

2018

X299E-ITX/ac



2019



World's first
MB natively
integrated with
Razer Chroma
RGB light

2020

X570 AQUA



2005

Launch the World's First MB comply
with ROHS

2010

World's First MB
Supporting
Front USB 3.0

2014

M8 Series



2016



Fatal1ty Z170 Gaming K4

ASRock
Industrial
Founded



World's First AMD
Water-Cooled MB



X570
TAICHI RAZER
EDITION

Mini PC
Series



Motherboard
Series



Graphics Card
Series



Server/Workstation
Series



Industrial PC
Series





Profit & Loss

NT\$ million	2020 Q1-Q3	2021 Q1-Q3	YoY
Revenue	13,513	14,126	5%
COGS	(10,670)	(10,168)	-5%
Gross Profit	2,843	3,957	39%
Operating Expense	(1,490)	(1,760)	18%
Operating Income	1,354	2,197	62%
Non-Operating Income (Loss)	5	3	-52%
PBT	1,359	2,200	62%
Net Income	1,139	1,759	54%
Net Income Attributable to Stockholders	1,006	1,700	69%
EPS (NT\$)	8.34	14.09	69%
Gross Margin (%)	21%	28%	
Operating Profit Margin (%)	10%	16%	
Net Profit Margin (%)	8%	12%	
ROE (%)	16%	24%	



Balance Sheet

NT\$ million	2020/9/30		2021/9/30	
Current Assets				
Cash and Equivalents	2,979	24%	1,744	13%
AR	2,190	18%	1,493	11%
Inventory	5,824	47%	7,767	59%
Total Current Assets	11,654	95%	11,934	91%
Other Assets	615	5%	1,144	9%
Total Assets	12,269	100%	13,079	100%
Current Liabilities				
AP	3,758	31%	3,300	25%
Total Current Liabilities	5,166	42%	4,967	38%
Total Liabilities	5,246	43%	5,046	39%
Capital	1,206	10%	1,206	9%
Retained Earnings	2,682	22%	3,768	29%
Net Equity	7,023	57%	8,033	61%
Total Liabilities and Net Equity	12,269		13,079	
Book Value Per Share (NT\$)	51.48		62.70	

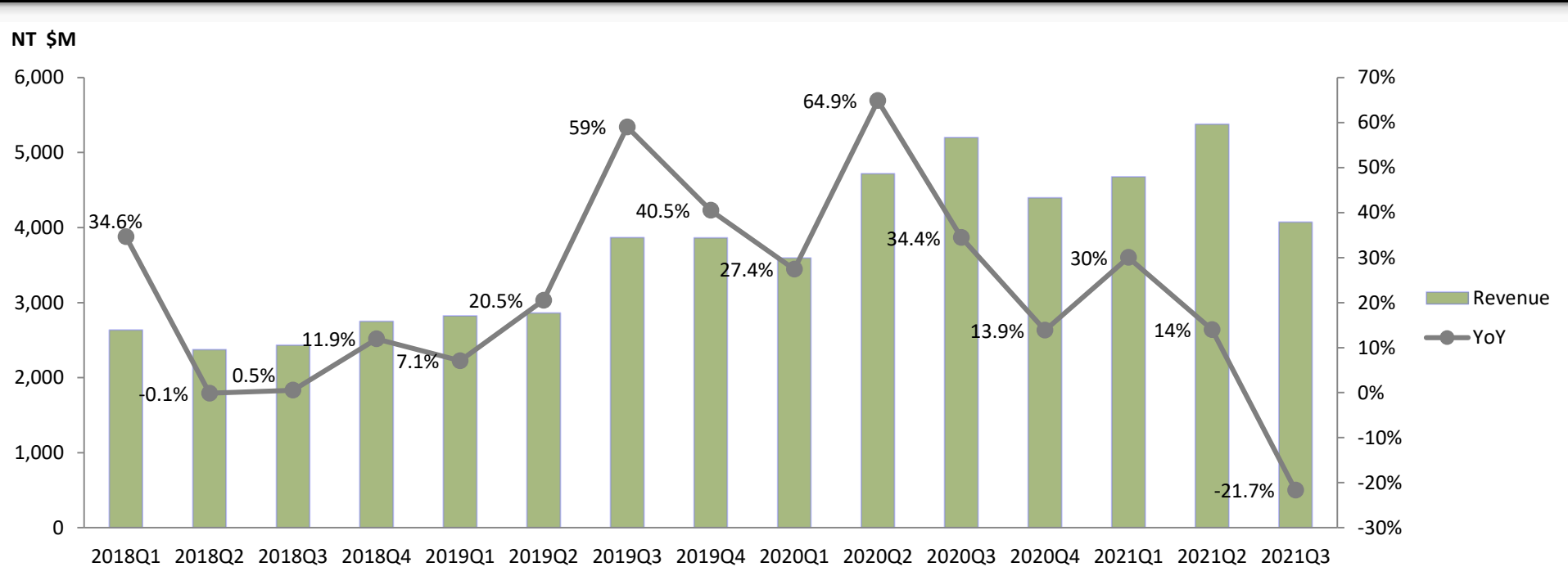


Statement of Cash Flows

NT\$ million	2020 Q1-Q3	2021 Q1-Q3
Cash Flows from Operating Activities		
PBT	1,359	2,200
(Increase) Decrease in Accounts Receivable	(577)	156
(Increase) Decrease in Inventory	(833)	(1,935)
Increase (Decrease) in Accounts Payable	1,221	571
Net Cash Provided (Used) by Operating Activities	1,265	653
Cash Flows from Investing Activities		
Acquisition of Financial Assets at Amortized Cost	-	(566)
Disposal of Financial Assets at Amortized Cost	305	-
Net Cash Provided (Used) by Investing Activities	293	(599)
Cash Flows from Financing Activities		
Cash Dividends Paid	(483)	(965)
Net Cash Provided (Used) by Financing Activities	(504)	(993)
Effect of Exchange Rate Changes	(111)	(81)
Net Increase (Decrease) in Cash	943	(1,019)
Cash, Beginning of the Period	2,036	2,763
Cash, End of the Period	2,979	1,744

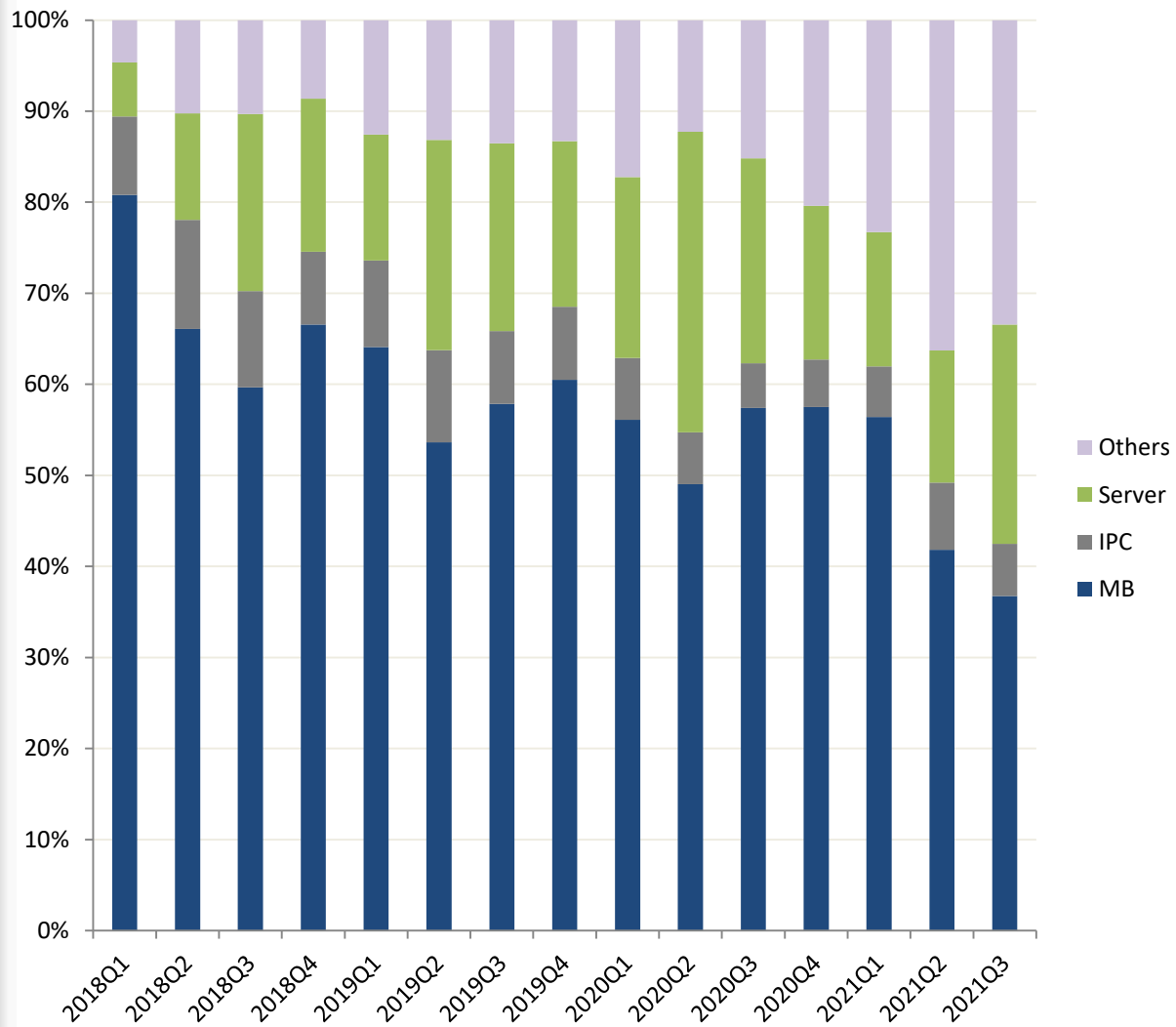


Consolidated Revenue Trend



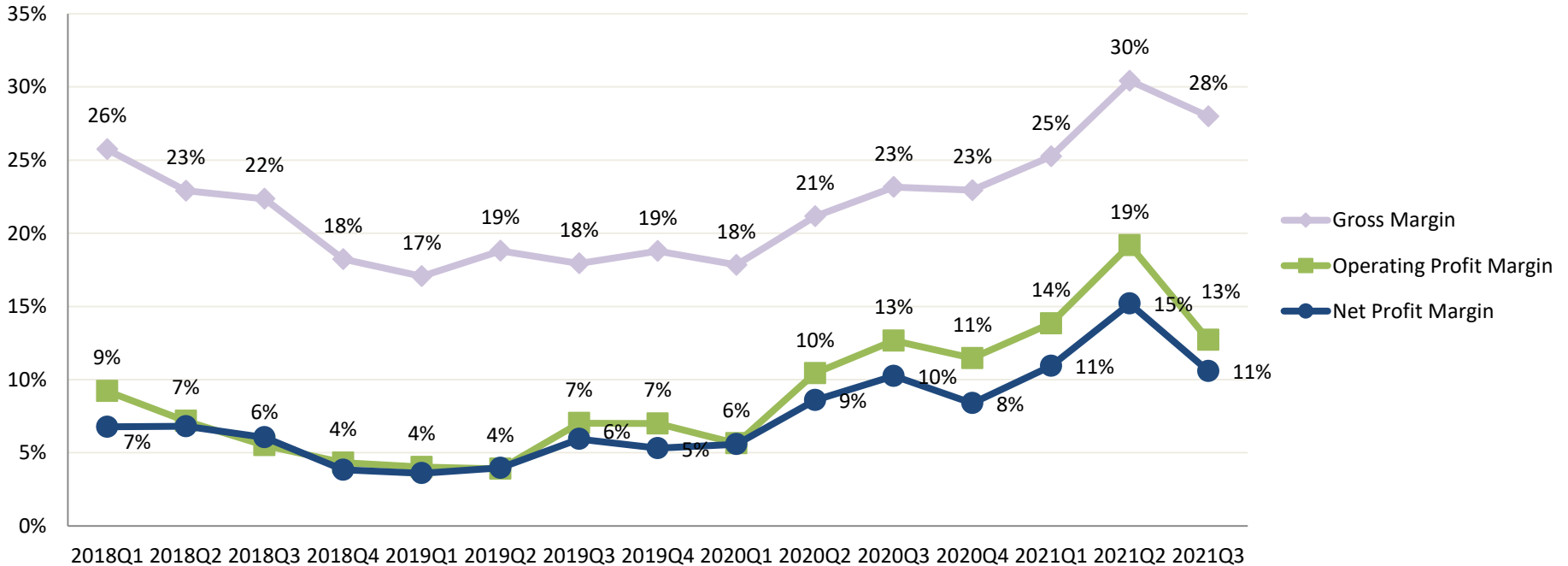


Revenue Breakdowns by Products





Margin Trend



The ASRock logo is positioned in the top-left corner of the image. It consists of the letters 'ASRock' in a bold, sans-serif font. The 'A' and 'S' are in a light green color, while 'R', 'o', 'c', and 'k' are in white. A small registered trademark symbol (®) is located at the top right of the 'k'.

ASRock®

The text 'Q & A' is centered in the middle of the image. It is rendered in a large, white, serif font. The background is a dark, high-angle photograph of a city skyline at dusk or dawn, with the Empire State Building prominently featured in the center. The sky is a mix of dark blues and oranges, and the city lights are beginning to glow.

Q & A