



華擎科技 ASRock Inc.

Keep leading

Stock Code 3515



Safe Harbor Statement

Except for historical information contained herein, the matters set forth in this presentation are forward looking statements that are subject to risks and uncertainties that could cause actual results to differ materially, including the impact of competitive products and pricing, timely design acceptance by our customers, timely introduction of new technologies, ability to ramp new products into volume, industry wide shifts in supply and demand for electronic products, industry overcapacity, availability of manufacturing capacity, financial stability in end markets, and other risks.



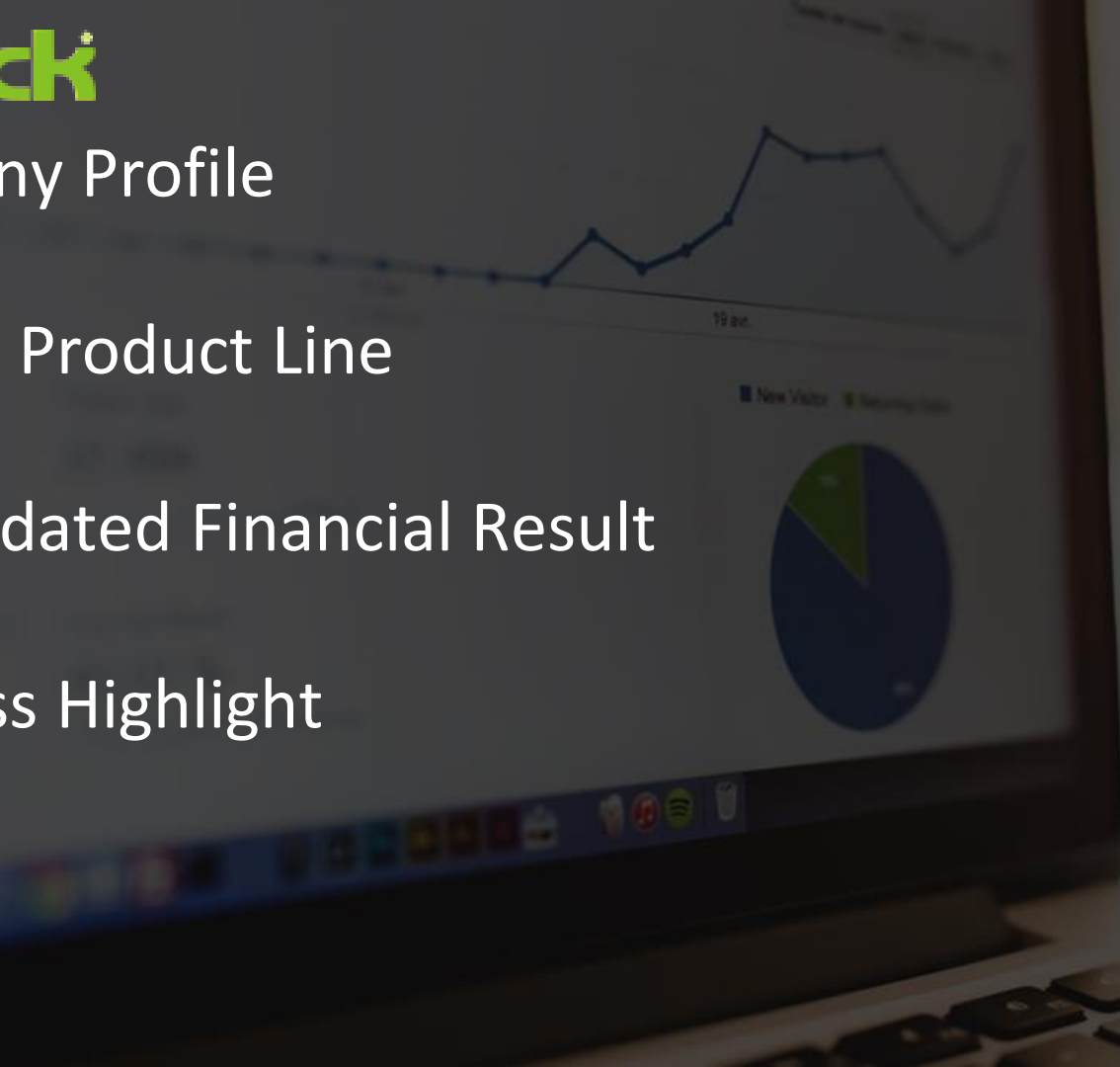
Company Profile

ASRock Product Line

Consolidated Financial Result

Business Highlight

Q&A





Established : 2002.May.

Capital : NT\$1,206million

Chairman : Tung, Hsu-Tien ; GM : Hsu, Lung-Lun

Core Business: MB, Server (ASRock Rack), IPC (ASRock Industrial), Mini PC, Graphics Card

Milestones

2002

Founded

2007

IPO

2013

ASRock Rack
Founded

2018

X299E-ITX/ac



2019



World's first
MB natively
integrated with
Razer Chroma
RGB light

2020

X570 AQUA



2005

Launch the World's First MB comply
with ROHS

2010

World's First MB
Supporting
Front USB 3.0

2014

M8 Series



2016



Fatal1ty Z170 Gaming K4

ASRock
Industrial
Founded



World's First AMD
Water-Cooled MB



X570
TAICHI RAZER
EDITION

Mini PC
Series



Motherboard
Series



Graphics Card
Series



Server/Workstation
Series



Industrial PC
Series





Profit & Loss

NT\$ million	2020 H1	2021 H1	YoY
Revenue	8,314	10,054	21%
COGS	(6,674)	(7,237)	8%
Gross Profit	1,640	2,817	72%
Operating Expense	(945)	(1,138)	20%
Operating Income	695	1,679	142%
Non-Operating Income (Loss)	13	(12)	-186%
PBT	709	1,668	135%
Net Income	606	1,328	119%
Net Income Attributable to Stockholders	519	1,295	150%
EPS (NT\$)	4.30	10.74	150%
Gross Margin (%)	20%	28%	
Operating Profit Margin (%)	8%	17%	
Net Profit Margin (%)	7%	13%	
ROE (%)	8%	18%	



Balance Sheet

NT\$ million	2020/6/30		2021/6/30	
Current Assets				
Cash and Equivalents	2,509	21%	2,865	21%
AR	2,450	20%	1,845	13%
Inventory	5,207	44%	6,606	47%
Total Current Assets	11,362	95%	12,853	92%
Other Assets	607	5%	1,069	8%
Total Assets	11,968	100%	13,922	100%
Current Liabilities				
AP	3,518	29%	3,310	24%
Dividends Payable	483	4%	965	7%
Total Current Liabilities	5,327	45%	6,256	45%
Total Liabilities	5,414	45%	6,327	45%
Capital	1,206	10%	1,206	9%
Retained Earnings	2,195	18%	3,363	24%
Net Equity	6,554	55%	7,595	55%
Total Liabilities and Net Equity	11,968		13,922	
Book Value Per Share (NT\$)	51.48		59.25	

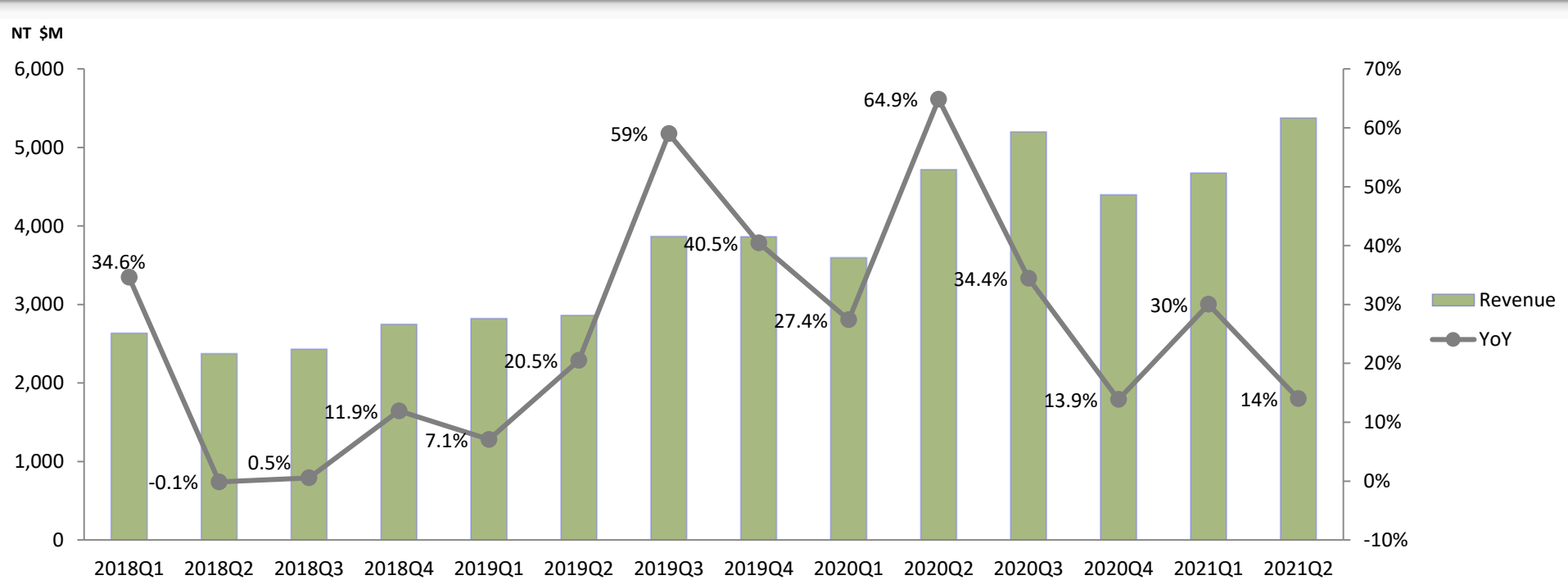


Statement of Cash Flows

NT\$ million	2020 H1	2021 H1
Cash Flows from Operating Activities		
PBT	709	1,668
(Increase) Decrease in Accounts Receivable	(842)	(196)
(Increase) Decrease in Inventory	(215)	(774)
Increase (Decrease) in Accounts Payable	981	580
Net Cash Provided (Used) by Operating Activities	628	1,371
Cash Flows from Investing Activities		
Acquisition of Financial Assets at Amortized Cost	(90)	(1,152)
Net Cash Provided (Used) by Investing Activities	(94)	(1,175)
Cash Flows from Financing Activities		
Payments of Lease Liabilities	(18)	(20)
Net Cash Provided (Used) by Financing Activities	(19)	(14)
Effect of Exchange Rate Changes	(41)	(79)
Net Increase (Decrease) in Cash	473	102
Cash, Beginning of the Period	2,036	2,763
Cash, End of the Period	2,509	2,865

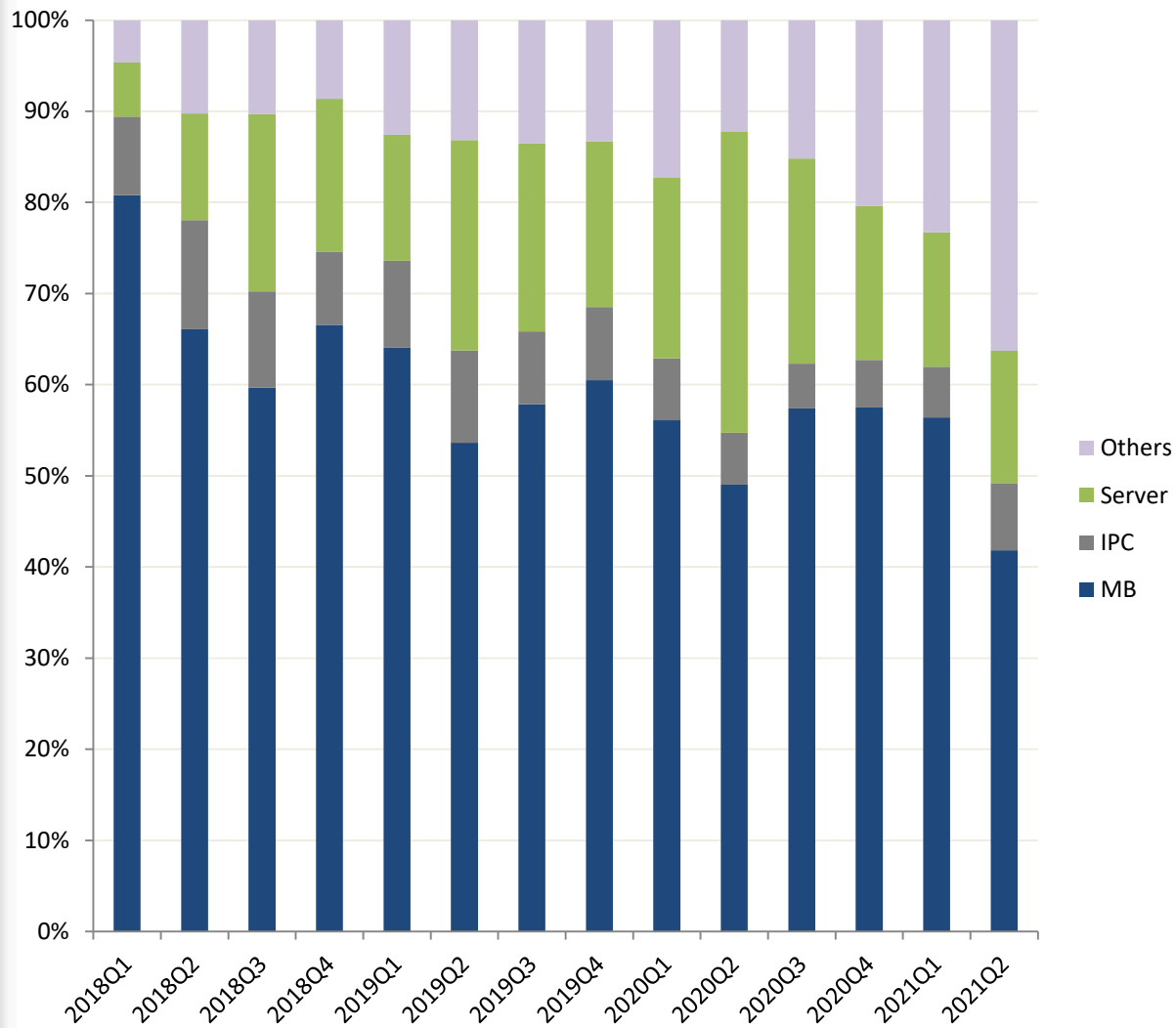


Consolidated Revenue Trend

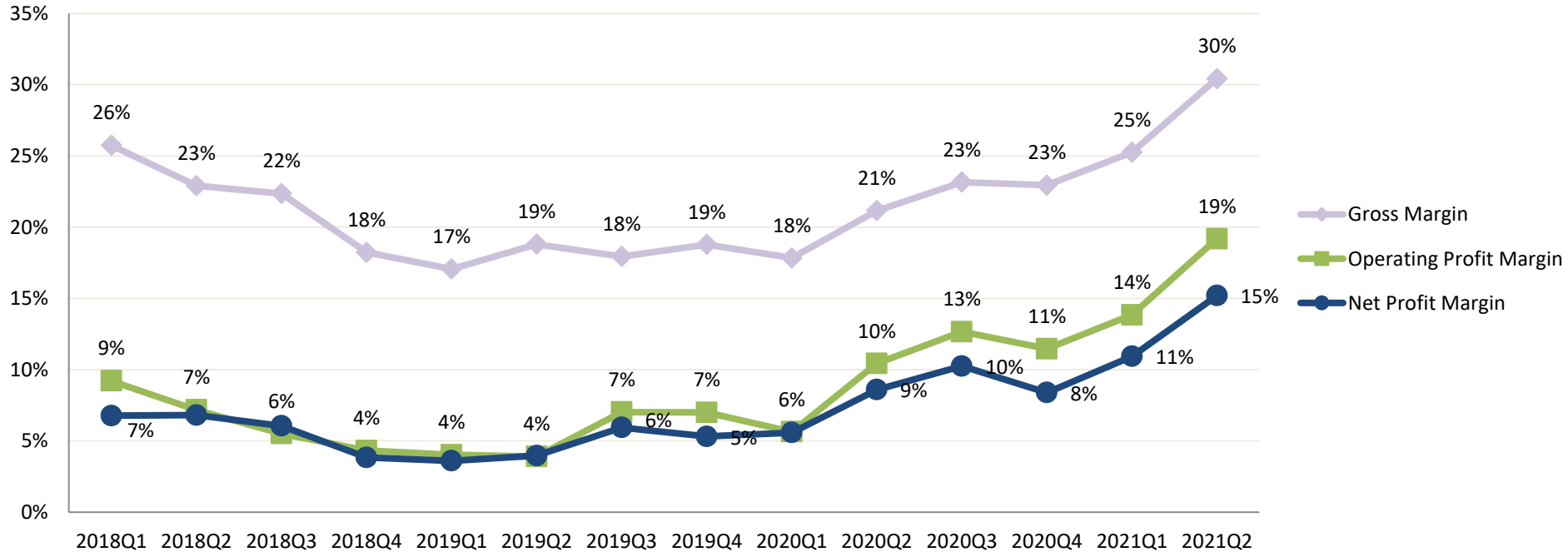




Revenue Breakdowns by Products



Margin Trend



The ASRock logo is positioned in the top-left corner of the image. It consists of the letters 'ASRock' in a bold, sans-serif font. The 'A' and 'S' are in a light green color, while 'R', 'o', 'c', and 'k' are in white. A small registered trademark symbol (®) is located to the upper right of the 'k'. The background of the entire image is a dark, high-angle photograph of a city skyline at dusk or dawn, with the Empire State Building prominently featured in the center. The sky is a mix of dark blues and oranges, and the city lights are beginning to glow.

ASRock®

Q & A