


P45DE3

Intel® P45 + ICH10 Chipsets

ASRock®
www.asrock.com



Featuring the Intel® P45 Express Chipset



Product Brief <<<

- Compatible with FSB2000/1600/1333/1066/800 MHz CPUs
- Supports Dual Channel DDR3 1600
- Supports OC DNA, EuP Ready
- Supports ASRock Instant Boot, Instant Flash, Smart BIOS, ASRock OC Tuner, Intelligent Energy Saver
- 7.1 CH Windows® Vista™ Premium Level HD Audio (VIA® VT1708S Audio Codec with QSound)

Detail Specification <<<

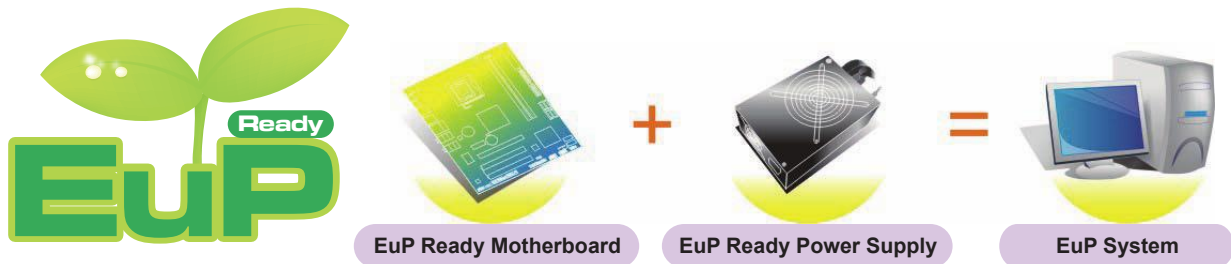
Platform	- ATX Form Factor: 12.0-in x 8.0-in, 30.5 cm x 20.3 cm
CPU	- LGA 775 for Intel® Core™ 2 Extreme / Core™ 2 Quad / Core™ 2 Duo / Pentium® Dual Core / Celeron® Dual Core / Celeron®, supporting Penryn Quad Core Yorkfield and Dual Core Wolfdale processors - Compatible with FSB2000/1600/1333/1066/800MHz - Supports Hyper-Threading Technology - Supports Untied Overclocking Technology - Supports EM64T CPU
Chipset	- Northbridge: Intel® P45 - Southbridge: Intel® ICH10
Memory	- Dual Channel DDR3 memory technology - 4 x DDR3 DIMM slots - Supports DDR3 1600/1333/1066/800 non-ECC, un-buffered memory - Max. capacity of system memory: 16GB - Supports Intel® Extreme Memory Profile (XMP)
Expansion Slot	- 1 x PCI Express 2.0 x16 slot (blue @ x16 mode) - 3 x PCI Express x1 slots - 2 x PCI slots
Audio	- 7.1 CH Windows® Vista™ Premium Level HD Audio (VIA® VT1708S Audio Codec)
LAN	- PCIe x1 Gigabit LAN 10/100/1000 Mb/s - Realtek RTL8111DL - Supports Wake-On-LAN
Rear Panel I/O	I/O Panel - 1 x PS/2 Mouse Port - 1 x PS/2 Keyboard Port - 1 x Coaxial SPDIF Out Port - 1 x Optical SPDIF Out Port - 6 x Ready-to-Use USB 2.0 Ports - 1 x RJ-45 LAN Port with LED (ACT/LINK LED and SPEED LED) - HD Audio Jack: Side Speaker / Rear Speaker / Central / Bass / Line in / Front Speaker / Microphone
Connector	- 6 x SATAII 3.0 Gb/s connectors, support NCQ, AHCI and Hot Plug functions - 1 x ATA133 IDE connector (supports 2 x IDE devices) - 1 x Floppy connector - 1 x IR header - 1 x COM port header - 1 x HDMI_SPDIF header - 1 x TPM header - CPU/Chassis/Power FAN connector - 24 pin ATX power connector - 8 pin 12V power connector - CD in header - Front panel audio connector - 3 x USB 2.0 headers (support 6 USB 2.0 ports)
BIOS Feature	- 8Mb AMI BIOS - AMI Legal BIOS - Supports "Plug and Play" - ACPI 1.1 Compliance Wake Up Events - Supports jumperfree - SMBIOS 2.3.1 Support - CPU, DRAM, GTL REF, NB, NB GTL REF, SB Core, SB 1.1V, VTT, PLL Voltage Multi-adjustment - Supports I. O. T. (Intelligent Overclocking Technology) - Supports Smart BIOS
Support CD	- Drivers, Utilities, AntiVirus Software (Trial Version)
Unique Feature	- ASRock OC Tuner - Intelligent Energy Saver - Instant Boot - ASRock Instant Flash - Hybrid Booster: - CPU Frequency Stepless Control - ASRock U-COP - Boot Failure Guard (B.F.G.)
Hardware Monitor	- CPU Temperature Sensing - Chassis Temperature Sensing - CPU/Chassis/Power Fan Tachometer - CPU Quiet Fan - Voltage Monitoring: +12V, +5V, +3.3V, CPU Vcore
OS	- Microsoft® Windows® 2000/XP/XP 64-bit/Vista™/Vista™ 64-bit/7
Certifications	- FCC, CE, WHQL - EuP Ready (EuP ready power supply is required)
Accessories	- Quick Installation Guide, Support CD, I/O Shield - ATA 133 Cable - 2 x SATA Data Cables (Optional)

The specification is subject to change without notice. The brand and product names are trademarks of their respective companies. Any configuration other than original product specification is not guaranteed.

P45DE3

Intel® P45 + ICH10 Chipsets

ASRock®
www.asrock.com



What is EuP?

EuP, stands for Energy Using Product, was a provision regulated by European Union to define the power consumption for the completed system. With the great quantity and the popularly using of the electrical products nowadays and the continuously increasing of the electrical products categories in the following 20 to 30 years, European Union decided to establish an effective strategy to solve the energy consumption problem. That is, according to EuP, the total AC power of the completed system shall be under 1.00W in off mode condition.

How to setup an EuP system?

To meet EuP standard, the EuP ready motherboard and the EuP ready power supply are required. As a motherboard vendor with eco-awareness, ASRock is the pioneer to develop "EuP Ready" motherboards based on the great efforts of our exceptional hardware design.

According to Intel, the EuP ready power supply must meet the standard of 5v standby power efficiency is higher than 50% under 100 mA current consumption. For EuP ready power supply selection, please check with the power supply manufacturer for more details.

ASRock, Worldwide First EuP Ready Motherboard Manufacturer!

ASRock hereby proudly announced that we are the Worldwide First motherboard manufacturer to release "EuP Ready" motherboard to the market! With ASRock "EuP Ready" motherboard, you are confident to setup a system to pass the EuP standard.

P45DE3

Intel® P45 + ICH10 Chipsets

ASRock®
www.asrock.com



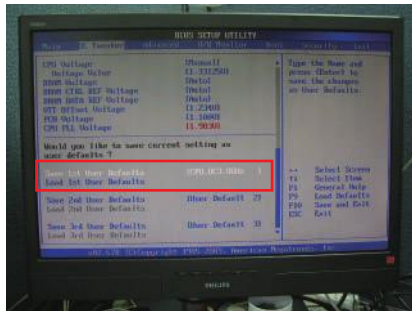
OC DNA

Save your OC settings as a profile and share with friends. Try OC DNA now!

OC DNA Instruction

Step 1

Save your BIOS OC settings as User Default in BIOS OC Tweaker menu. (For example: we name this User Default setting as "CPU_OC3.8GHz")



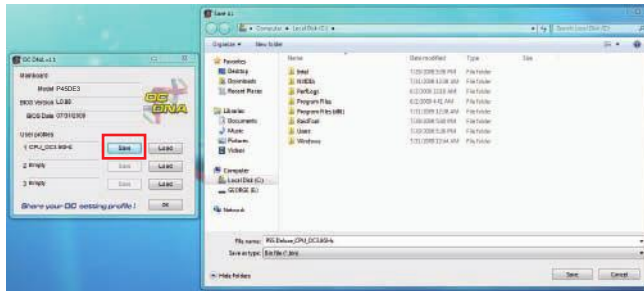
Step 2

Execute ASRock OC DNA under OS, you will find "CPU_OC3.8GHz" as User Profile 1.



Step 3

Press "Save" button to save the "CPU_OC3.8GHz" OC settings as a profile.



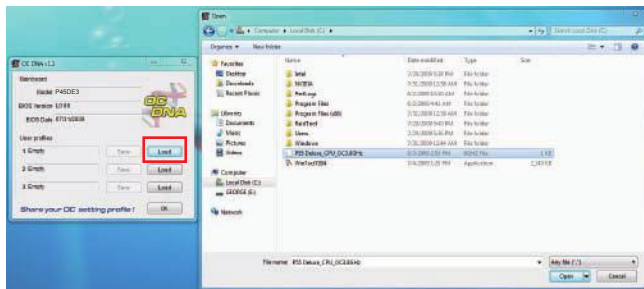
Step 4

Send the "CPU_OC3.8GHz" profile to other friends.



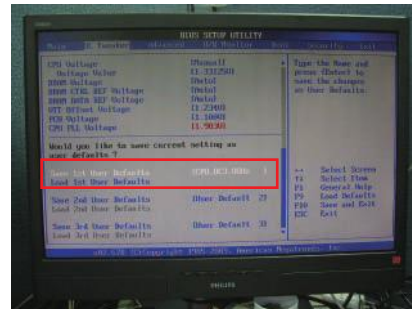
Step 5

When the friend receives your "CPU_OC3.8GHz" profile, he can press "Load" to load the "CPU_OC3.8GHz" profile in OC DNA.



Step 6

After that, the friend can enter into BIOS OC Tweaker menu to load the "CPU_OC3.8GHz" profile as his BIOS OC settings.



Now, you have successfully share your OC setting profile with your friends.

*The OC DNA works only when users use the same motherboard and BIOS version.

P45DE3

Intel® P45 + ICH10 Chipsets

ASRock®
www.asrock.com

ASRock Instant Boot



ASRock Instant Boot is a new feature invented exclusively by ASRock. It can boot up system in an amazing speed, which is 10 times faster than traditional boot up. For home users or office PC users, ASRock Instant Boot can also guarantee a clean Windows OS, and consumed less power! For details: <http://www.asrock.com/feature/InstantBoot/index.asp>

- * This function is applicable ONLY to single user that does not secure ID and Password to their systems.
- * The boot up time depends on the hardware configuration.

10 Times Faster, Only 4 Secs to Boot Up to Windows!

ASRock YouTube

<http://tw.youtube.com/watch?v=BucljXZVxXo>



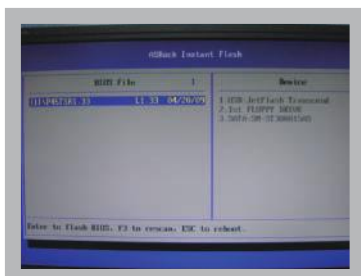
ASRock Instant Flash

ASRock Instant Flash is an exclusive and the most user-friendly BIOS flash utility developed by ASRock. It is embedded in Flash ROM which is used to update the system BIOS without having to enter operating systems like MS-DOS or Windows.



Features

Once executing ASRock Instant Flash, the utility will automatically detect all devices such as USB, hard disk or even floppy drive to find the exact BIOS for your system. Instead of giving you all BIOS in your devices, the Instant Flash just list BIOS versions that apply to your motherboard model only. For example, if you have many different BIOS of different motherboards saved in your devices, but you just need to flash your P45 motherboard, the Instant Flash will just list the P45 BIOS versions for you. This unique function allows you to easily select the suitable BIOS version instead of browsing through all data.



Instant Flash just list BIOS versions that apply to your motherboard model.

Simple!



Click and start Flashing!

Quick!