





# G41M-VS3

Intel® G41+ ICH7 Chipsets

**ASRock®**  
www.asrock.com



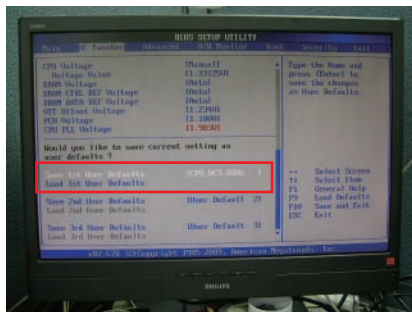
## OC DNA

Save your OC settings as a profile and share with friends. Try OC DNA now!

## OC DNA Instruction

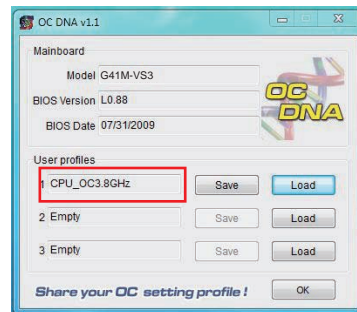
### Step 1

Save your BIOS OC settings as User Default in BIOS OC Tweaker menu. (For example: we name this User Default setting as "CPU\_OC3.8GHz")



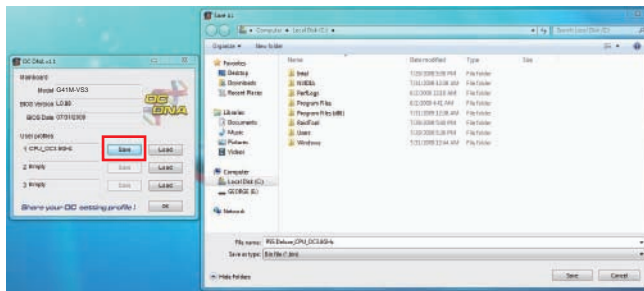
### Step 2

Execute ASRock OC DNA under OS, you will find "CPU\_OC3.8GHz" as User Profile 1.



### Step 3

Press "Save" button to save the "CPU\_OC3.8GHz" OC settings as a profile.



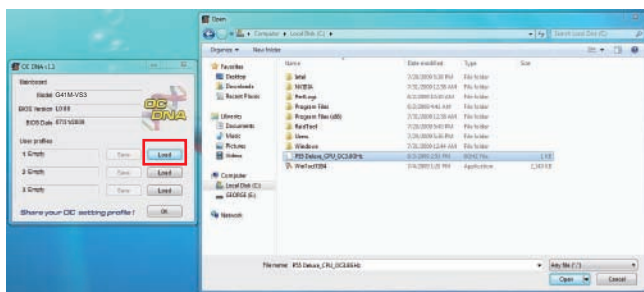
### Step 4

Send the "CPU\_OC3.8GHz" profile to other friends.



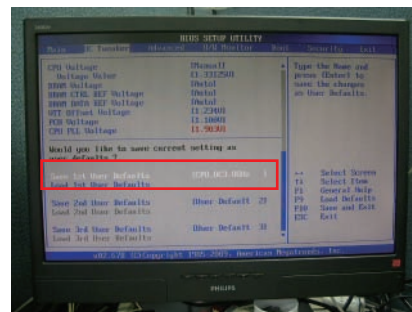
### Step 5

When the friend receives your "CPU\_OC3.8GHz" profile, he can press "Load" to load the "CPU\_OC3.8GHz" profile in OC DNA.



### Step 6

After that, the friend can enter into BIOS OC Tweaker menu to load the "CPU\_OC3.8GHz" profile as his BIOS OC settings.



Now, you have successfully share your OC setting profile with your friends.

\*The OC DNA works only when users use the same motherboard and BIOS version.

# G41M-VS3

Intel® G41+ ICH7 Chipsets

**ASRock®**  
www.asrock.com

## ASRock Instant Boot



ASRock Instant Boot is a new feature invented exclusively by ASRock. It can boot up system in an amazing speed, which is 10 times faster than traditional boot up. For home users or office PC users, ASRock Instant Boot can also guarantee a clean Windows OS, and consumed less power! For details: <http://www.asrock.com/feature/InstantBoot/index.asp>

- \* This function is applicable ONLY to single user that does not secure ID and Password to their systems.
- \* The boot up time depends on the hardware configuration.

10 Times Faster, Only 4 Secs to Boot Up to Windows!

### ASRock YouTube

<http://tw.youtube.com/watch?v=BucljXZVxXo>



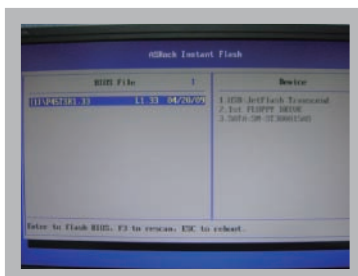
## ASRock Instant Flash

ASRock Instant Flash is an exclusive and the most user-friendly BIOS flash utility developed by ASRock. It is embedded in Flash ROM which is used to update the system BIOS without having to enter operating systems like MS-DOS or Windows.



### Features

Once executing ASRock Instant Flash, the utility will automatically detect all devices such as USB, hard disk or even floppy drive to find the exact BIOS for your system. Instead of giving you all BIOS in your devices, the Instant Flash just list BIOS versions that apply to your motherboard model only. For example, if you have many different BIOS of different motherboards saved in your devices, but you just need to flash your P45 motherboard, the Instant Flash will just list the P45 BIOS versions for you. This unique function allows you to easily select the suitable BIOS version instead of browsing through all data.



Instant Flash just list BIOS versions that apply to your motherboard model.

**Simple!**



Click and start Flashing!

**Quick!**

# G41M-VS3

Intel® G41+ ICH7 Chipsets

**ASRock®**  
www.asrock.com



**CyberLink**



## CyberLink Power2Go 6.1 LE OEM

Power2Go 6 lets you burn and backup videos, photos, music and data onto Blu-ray Discs and DVDs.

## CyberLink MediaShow 4.1 SE OEM

Photo and video management software MediaShow edits videos and photos instantly, creates slideshow, and allows publishing directly to YouTube and Flickr.

## CyberLink PowerDVD 8.0 DTS Trial

World-renowned PowerDVD 8 DTS delivers outstanding DVD movie playback quality on your PC.

## CyberLink PowerDirector 8.0 Trial

PowerDirector - Video Editing software – edits high-definition videos including AVCHD, allows output to PSP iPod and Blu-ray Disc.

## CyberLink PowerBackup 2.5 Trial

PowerBackup backups valuable data on your PC.

## Creative Sound Blaster X-Fi MB Trial

The Sound Blaster X-Fi MB solution provides premium audio quality, effects and features for PC systems equipped with onboard audio.

For gamers, the EAX® ADVANCED HD 4.0, with its state-of-the-art Multi-Environment rendering and reverb modelling, delivers a much more realistic and immersive 3D gaming experience than your motherboard audio ever will.