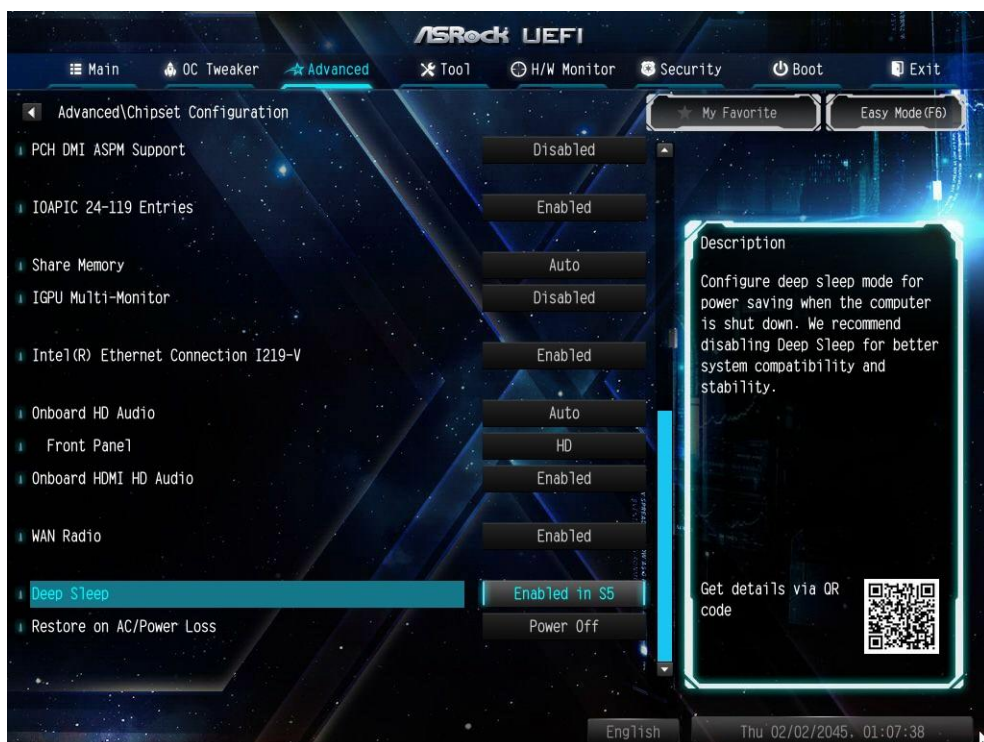
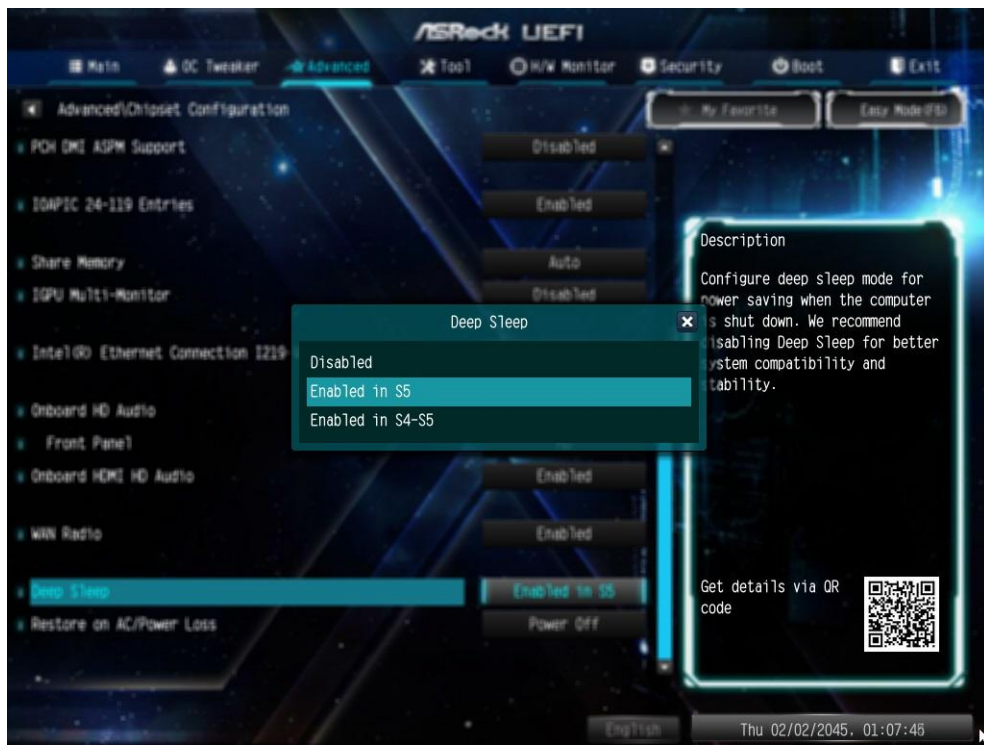


**(1) Q: How do I turn off USB port power under S5 mode?**

**A:** USB port power can be turned off by enabling “Deep Sleep” option.

Please press “F2” or “Del” during POST to enter BIOS setup, select the “Advanced” menu and enter the “Chipset Configuration” page, and adjust the “Deep Sleep” option to “Enabled in S5”.

After adjusting the setting, press “F10” to save the configuration. Then USB port power will be turned off under S5 mode.



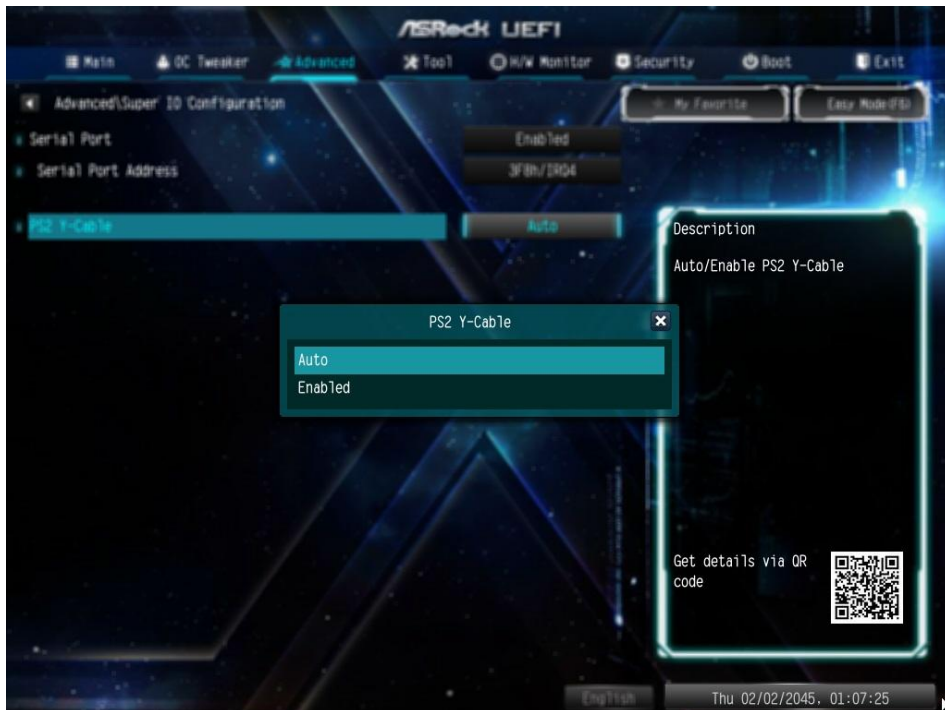
# Technical Reference - Q&A

TSD-QA (2017/06)

(2) Q: I'd like to use the PS2 mouse on PS2 port. What should I do?

A: If your motherboard has two PS2 ports, just connect the PS2 mouse to the green PS2 port, and then the PS2 mouse can be used.

If your motherboard only has one PS2 port, please set "PS2 Y-cable" to "Enabled". Please press "F2" or "Del" during POST to enter BIOS, select the "Advanced" menu, "Super IO Configuration", and set the "PS2 Y-cable" option to "Enabled". Press "F10" to save the configuration. Then the PS2 mouse can be used.



**(3) Q: If I'd like to install the mining VGA card without display output, what should I do?**

**A:** Please refer to the following path to adjust the "Primary Graphics Adapter" to [Onboard].

Path: BIOS → Advanced → Chipset configuration → Primary Graphics Adapter → Onboard

